



"innovation in its most functional form"

PRODUCT DATA SHEET

SG18TE

SECURE-GRIP IN-LINE HYDRAULIC FLANGE SPREADER

SPREADING FORCE:
10,000 psi (700bar) = 18 T (180 kN) per tool
It is recommended that tools are used in pairs giving
2 x 18 = 36 T (360 kN)

SPREADING DISTANCE = 0-100mm (0-3.94")
TOOL WEIGHT = 14kg (30.8 lbs)



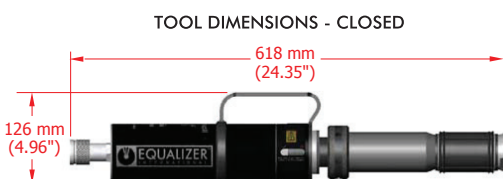
KIT COMPONENTS

- 1 x SG18TE
 - 1 x Spreading plug
 - 1 x 10,000 psi (700 bar) HP350S Sealed Hand Pump with Gauge
 - 1 x 10,000 psi (700 bar) Hydraulic Hose, 2m (78.75")
 - 1 x 300mm (12") Vernier Calliper
 - 1 x 12.5mm (0.49") Spacer Plate
 - 1 x 5mm Allen Key
 - 1 x 50mm (1.97") Spacer
 - 1 x Safety Block
 - 2 x M60 (2 3/8") Collets
 - 2 x M64 (2 1/2") Collets
 - 2 x M70 (2 3/4") Collets
 - 1 x Instruction Manual
 - 1 x Carry Case with protective foam inserts
- Product Code: SG18TESTD



WEIGHTS AND DIMENSIONS

Tool Weight	= 14 kg (30.8 lbs)	Carry Case Dimensions:
Case Weight	= 9 kg (19.8 lbs)	890 x 570 x 165mm (35.04" x 22.44" x 6.50")
Gross Weight	= 45 kg (99 lbs)	



info@equalizerinternational.com
www.equalizerinternational.com

SG18TE

SECURE-GRIP IN-LINE HYDRAULIC FLANGE SPREADER



"innovation in its most functional form"

RANGE OF APPLICATION

The SG18TE is usable on all standard flanges that have been specified to accept the following bolt sizes:

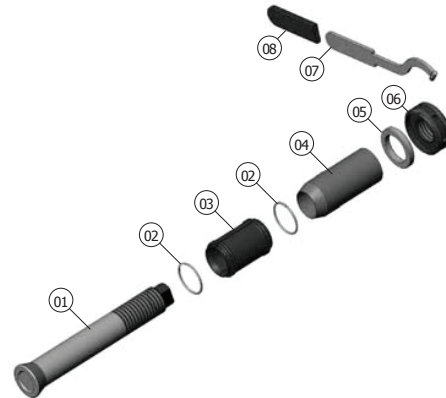
M60, M64, M70, 2^{3/8} ", 2^{1/2} ", 2^{3/4} "

This includes ANSI, DIN, SPO, ASME, API and BS flanges.

For a detailed range of application please request the Secure-Grip In Line Hydraulic Operator Instruction Manual.

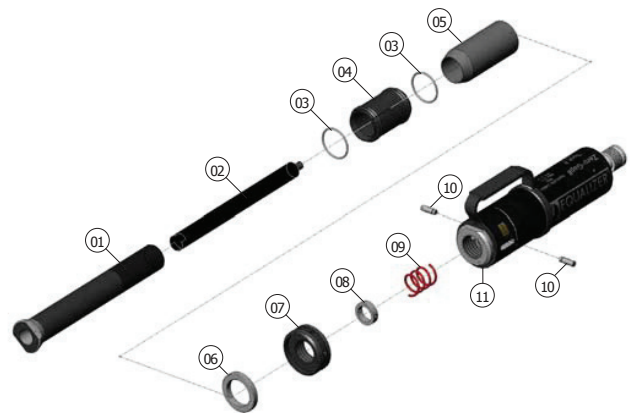
SPREADING PLUG PARTS LIST AND EXPLODED DRAWING

ITEM	PART No.	DESCRIPTION	QUANTITY
01	666001-01	COLLET PLUG	01 each
02	663101-02	M60 SPRING RING	02 each
	633501-02	M64 SPRING RING	02 each
	633701-02	M70 SPRING RING	02 each
03	663001-01	M60 COLLET	01 each
	663401-01	M64 COLLET	01 each
	633601-01	M70 COLLET	01 each
04	662201-01	DRIVE CONE	01 each
	662101-01	NYLON WASHER	01 each
05	662001-01	DRIVE NUT	01 each
06	662601-01	SPANNER	01 each
07	662601-01	SPANNER SLEEVE	01 each
08	312301-02	SPANNER SLEEVE	01 each



ACTUATOR PARTS LIST AND EXPLODED DRAWING

ITEM	PART No.	DESCRIPTION	QUANTITY
01	662301-01	COLLET HOLDER	01 each
02	662401-01	PISTON ROD	01 each
03	663101-02	M60 SPRING RING	02 each
	633501-02	M64 SPRING RING	02 each
	633701-02	M70 SPRING RING	02 each
04	663001-01	M60 COLLET	01 each
	663401-01	M64 COLLET	01 each
	633601-01	M70 COLLET	01 each
05	662201-01	DRIVE CONE	01 each
06	662101-01	NYLON WASHER	01 each
07	662001-01	DRIVE NUT	01 each
08	661401-01	SPRING COLLAR	01 each
09	661301-01	SAFETY SPRING	01 each
10	661101-01	DOWEL PIN	02 each
11		SEE HYDRAULIC CYLINDER PARTS LIST	01 each



HYDRAULIC CYLINDER PARTS LIST AND EXPLODED DRAWING

ITEM	PART No.	DESCRIPTION	QUANTITY
01	660801-01	PISTON	01 each
02	660501-01	PISTON SEAL	01 each
03	660301-01	PISTON BACKUP RING	01 each
04	660701-01	PISTON PACKING	01 each
05	660401-01	CYLINDER BODY	01 each
06	661601-01	INNER RETURN SPRING	01 each
07	660901-01	OUTER RETURN SPRING	01 each
08	661201-01	CYLINDER CAP	01 each
09	661501-01	CYLINDER HANDLE	01 each
10	402101-01	M5 CAPHEAD SCREW	02 each

